


# Free to All Lee County Students!




Visit  
[Office.LeeSchools.net](http://Office.LeeSchools.net)  
Login with your District username and password

## Install Office on your PC or Mac




A computer running Windows 7, Windows 8.x or Mac OS 10.5.8 (or higher) required.

## Install Office on mobile devices



## Collaborate with Office Online




**NOTES:** High-speed Internet connection required for most applications and services.

If you receive a prompt to login or register with an email address, use:  
[yourusername]@students.leeschools.net. Example: jd012345@students.leeschools.net  
and your normal password.

# Instructions to Install Office at Home:

---

1. Visit <http://office.leeschools.net>
2. Login with your district username and password.
3. Click on the “Install Now” button. 
4. Follow the on-screen instructions.
5. When prompted to activate Office, use:  
[\[Username\]](#)@[students.leeschools.net](#)  
as your email address and your normal district password.

For example: If your username is jd012345, use [jd012345](#)@[students.leeschools.net](#) as your email address for activation.